



### District Report Card: 2017


<b>State:</b> Jammu And Kashmir	<b>District:</b> Anantnag
<b>Class:</b> 5	<b>Subject:</b> Language
<b>Schools:</b> 59	<b>Students:</b> 455


### Participation/Coverage


#### Students

<div>GENDER</div> <div></div>	Boys		Girls	
	Number	%	Number	%
	195	42.86	260	57.14

<div>AREA</div> <div></div>	Rural		Urban	
	Number	%	Number	%
	446	98.02	9	1.98

<div>CATEGORY</div> <div></div>	SC		ST		OBC		GEN	
	Number	%	Number	%	Number	%	Number	%
	5	1.10	109	23.96	105	23.08	236	51.87

<div>CWSN</div> <div></div>	LD	VI	HI	S&LD	ID	Oth
	0	1	0	1	2	1

<div>Management</div> <div></div>	Government		Government-aided	
	Number	%	Number	%
	455	100.00	0	0.00

### Average Performance of Students in Language (%)

Overall	Gender		Area		Management		Social Group			
	Male	Female	Rural	Urban	Govt.	Aided	SC	ST	OBC	GEN
57.17	57.26	57.10	57.28	51.85	57.17	0.00	72.00	56.27	54.10	58.64

## Performance on Learning Outcomes (LOs)

Learning Outcomes	Description	Average Performance(%)
L504	Reads and comprehends independently storybooks, news items/ headlines, advertisements etc.	56.13
L508	Reads text with comprehension, locates details and sequence of events	57.69

Range of Performance of Students who Answered Correctly							
Below 30%		30% - 50%		50% - 75%		Above 75%	
Number	%	Number	%	Number	%	Number	%
55	12.09	117	25.71	188	41.32	95	20.88

## Lowest Performing Learning Outcomes (LOs)

- 1 - Reads and comprehends independently storybooks, news items/ headlines, advertisements etc. (56.13)
- 2 - Reads text with comprehension, locates details and sequence of events (57.69)